



Beginner/Youth Archery Range Etiquette

LADY DAGRUN GUNNARSDOTTIR ODB OW

What is archery?

Archery is the art of using a bow to shoot arrows.



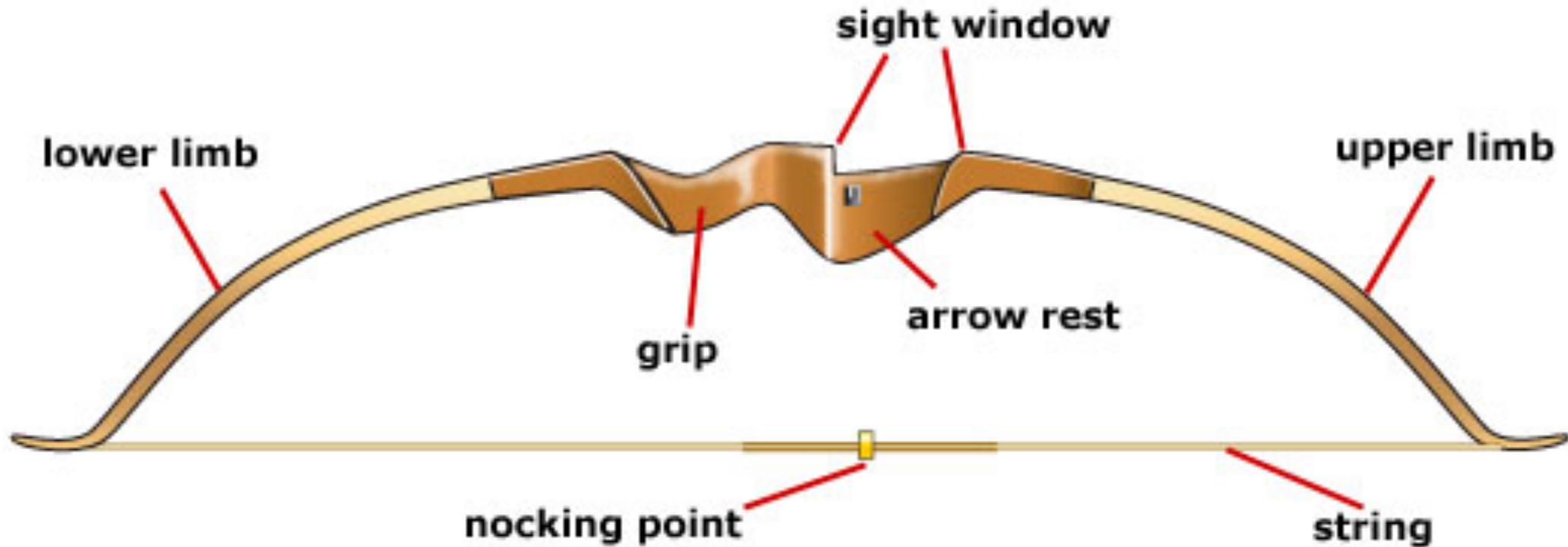
What was archery traditionally used for?

For hunting, fighting and sport.





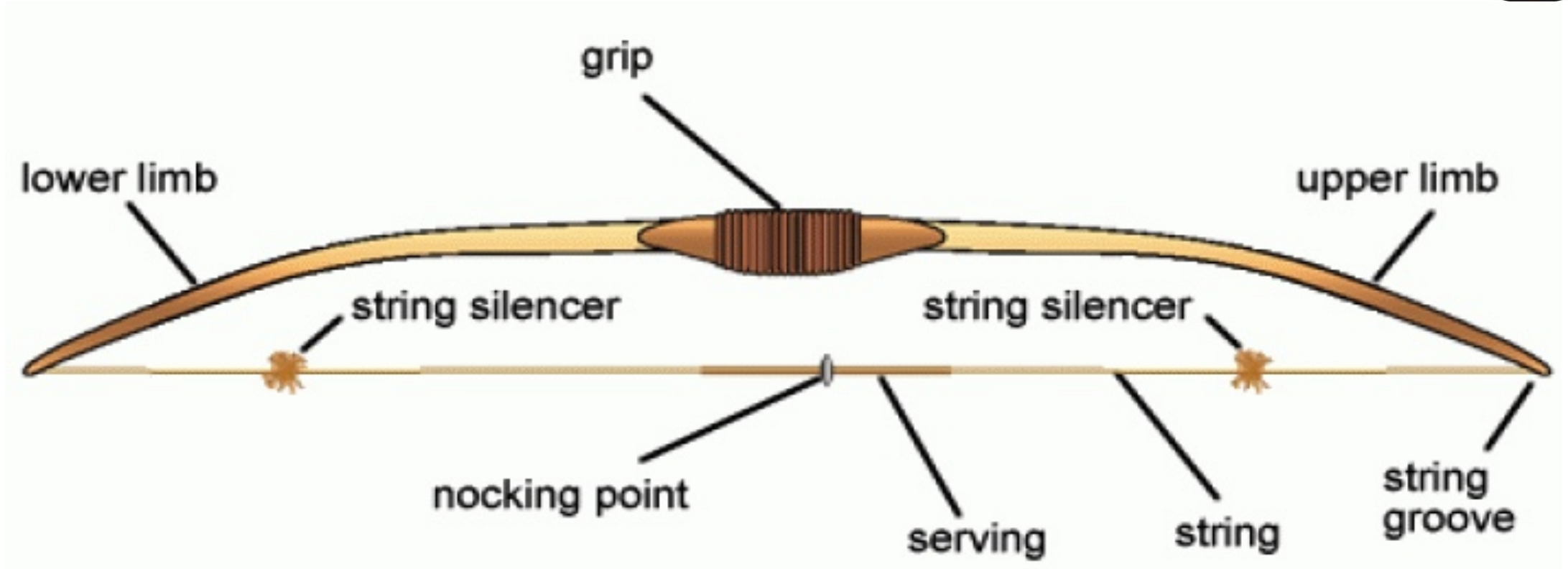
Recurve Bow



A **recurve bow** is a bow with limbs that curve away from the archer when unstrung. A recurve bow stores more energy and delivers energy more efficiently than the equivalent straight-limbed bow, giving a greater amount of energy and speed to the arrow.



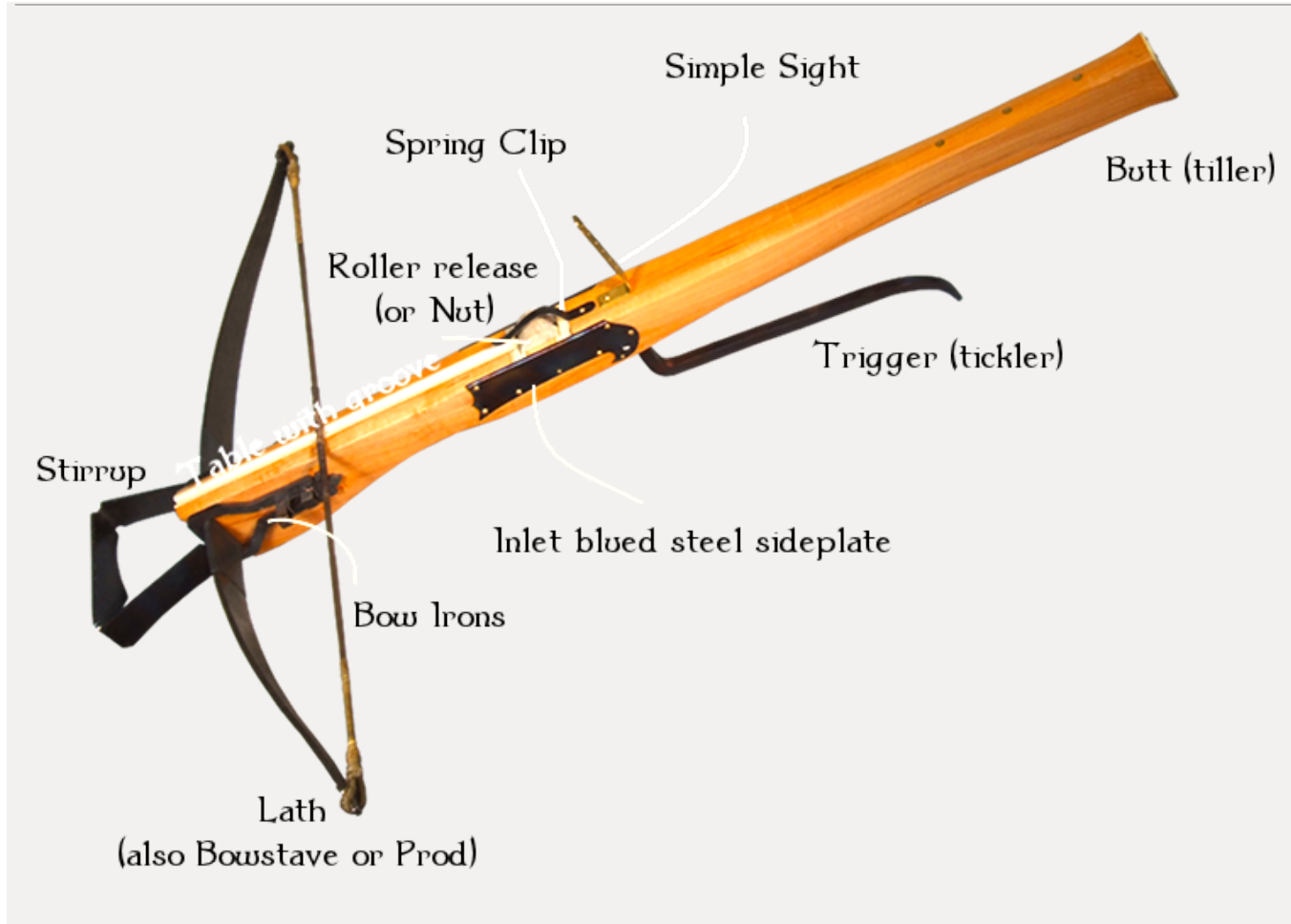
Longbow



A **longbow** is a type of bow that is tall – roughly equal to the height of the user – allowing the archer a fairly long draw. A longbow is not significantly recurved.



Crossbow

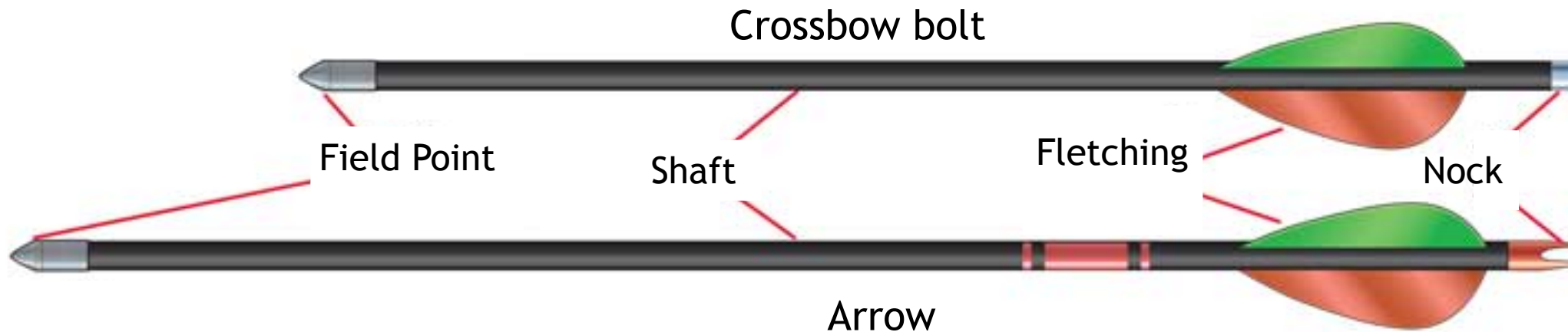


- The arrows for a crossbow are also called bolts and have two fletchings.





Arrow and Bolt

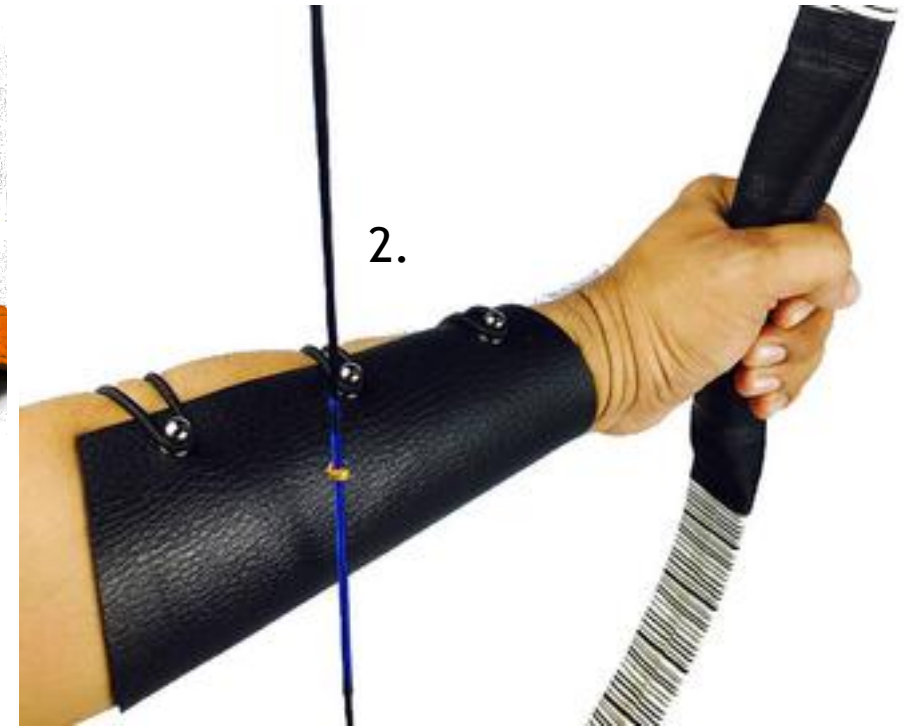


- Regular traditional arrows have 3-4 fletchings and traditional crossbow bolts have 2 fletchings.
- Fletchings are for helping the arrow fly straight and the amount of fletchings on traditional arrows are a preference for each archer.
- Bolts have two for the same purpose but also so they fit in the crossbow better without losing the fletchings upon release.



Accessories

- 1. Glove or finger tab
- 2. Arm guard
- 3. Quiver
- 4. Bow stringer
- 5. Chest Protector (optional)
- 6. Wax for your string



Straddle the line

One arrow up to signal ready



Place bow in horizontal position then place arrow





Proper shooting position

- Straddling the line
- Bow arm straight
- String pulled back to cheek right next to the lips
- Shooting elbow should be slightly raised



Archery Range Etiquette:



- Always remember that archery is a real dangerous weapon and NOT a toy and it could result in injury or death if not handled correctly.
- You are not to play or rough house on the archery range at all, If doing so you will be asked to leave with no exceptions.
- Always walk, never run, when on the archery range or while carrying arrows.
- Always practice courtesy and good sportsmanship.
- During shooting, all spectators shall remain outside the marked safety zones and/or behind the waiting line.
- Always inspect your archery gear prior to coming to the range because loaner gear may not always be available if your gear malfunctions.
- NO shooting without a marshal present at all times, no exceptions, also minors should always have adult present with them at all times or written consent from a parent and notify marshal where parent can be found in a. Accident happens..
- When on the range respect the marshals and other archers.

Range rules and safety



- Stay behind the waiting line until instructed by the marshal to approach the shooting line.
- No arrows or bolts should be nocked when anyone is in front of the shooting line.
- When you approach the archery line straddle the line with leg on the same side you hold your bow over the shooting line.
- Keep all arrows in your quiver or ground quiver until told to stand ready. You can show your ready by holding one arrow pointed towards the sky.
- Only shoot at the target in front of you never cross lanes.
- Always keep arrows pointed down range.
- DO NOT nock a arrow until instructed to do so by the archery marshal in charge of the line.
- Release arrows only after giving the instruction to do so.

The command may be like:

“All clear down range, archers may release 6 arrows at target of choice.”

Every marshal is different so its important to listen carefully!

- After you fire your 6 arrows step back to the waiting line and put your bows down.

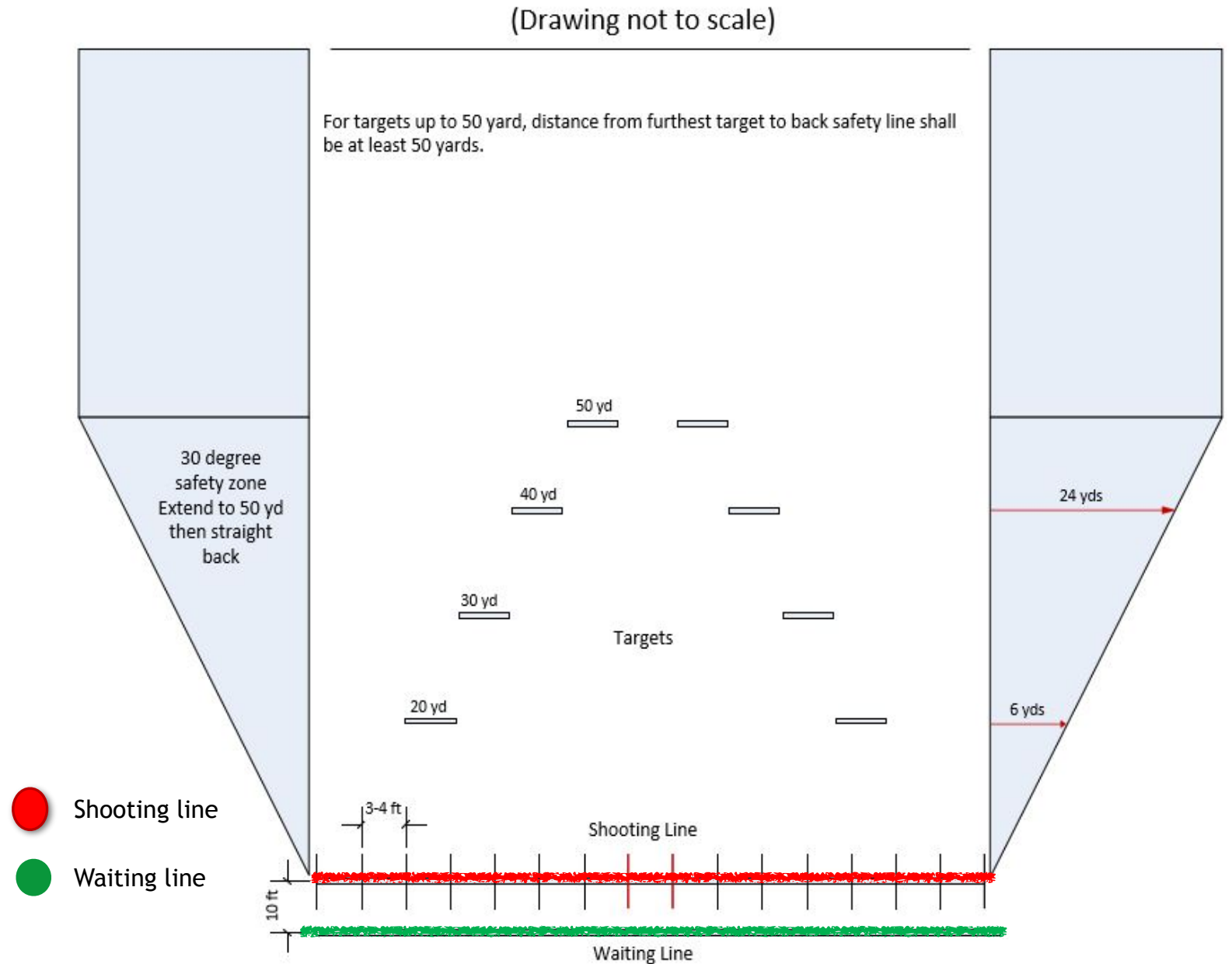
Range rules and safety (Continued)



- Wait for the marshal to give the all clear to go retrieve the arrows.
- If you drop an arrow or bolt, you may not retrieve it. Leave it on the ground.
- As you walk to the target, only pick up your arrows, so we don't break others' arrows.
- When going to retrieve arrows, first pick up any of your arrows lying short of the target.
- When pulling an arrow, place one hand on the target face and one hand on the arrow shaft close to the target face. Only one archer should pull arrows at a time and all others should. If an arrow is too hard to pull out on your own please allow an adult to pull for you so it won't break or cause you injury.
- If you hear the marshal yell "**HOLD**" at any point in time you immediately **STOP** what you are doing and immediately take your arrow off of your bow and look for the marshal for further instruction.

Outdoor Range Layout

- When not shooting always stand behind the waiting line
- Don't approach the shooting line until instructed to do so.
- Straddle the line with the foot over the line on the same side as you bow hand.
- Never go beyond the shooting line to retrieve arrows unless marshal gives the all clear.
- "HOLD" means stop everything you are doing & remove arrows from bow & await further instruction.





Midrealm Rules

- Children under the age of 12 must have a Parent/Guardian at the range.
- Youth who are 12 years and over may attend without a Parent/Guardian provided that a Parent/Legal Guardian or Responsible Person is on site and written notification of where they may be located is left with the Archery Marshals and that the Marshal-in-Charge agrees.
- The Archery Marshal-in-Charge retains the right to require the presence of a Parent/Guardian or Responsible Person for youth over 12 years.
- Marshals will not discipline children, but will advise the parents on what is wrong and what corrective action is needed. The sole exception to this is when failure to react places someone in danger of injury.
- Waivers beyond standard Site Waivers will not be required for minors to participate.
- Minors who wish to try archery at a demonstration may be permitted to do so if their parents sign them in on a roster waiver conforming to SCA standards.



Parent/Guardian Responsibility

- In General, a "Responsible Person" may be someone who is not the custodial Parent/Legal Guardian, but is at least 14 years of age or older, who has already learned the etiquette of the ranges.
- They may accompany the younger child to the range so the Youth can shoot.
- They must have the Parent's permission to accompany the child.
- The Parent/Legal Guardian is at all times directly responsible for all actions, behaviors and conduct that the Youth and the minor Responsible Persons accompanying the Youth take on the ranges.
- If the Responsible Person is not the Custodial Parent or Legal Guardian, they must have written authorization signed by the custodial parent/legal guardian stating that they may seek immediate medical treatment in case of an emergency, signed and dated by the Parent/Legal Guardian.
- The Responsible Person must know where the Parent/Guardian can be reached in case of emergencies, and is accountable for the behavior of the Youth that is under their Supervision.
- Parents/legal guardians and/or Responsible Persons are responsible for their minor's safety, with the Adult Archery Marshals guiding the shooting and safety on the range. If needed, a Responsible Adult may help on the range, as the discretion of the Archery Marshal-in-Charge



Thank You

LADY DAGRUN GUNNARSDOTTIR ODB OW