

Appliqued Gonfalons: Because *Magis est Melius*


Baronossa Praxilla Taurina

What is a Gonfalon?

Heraldic Banner Hanging from a Crossbar- Can be a variety of shapes

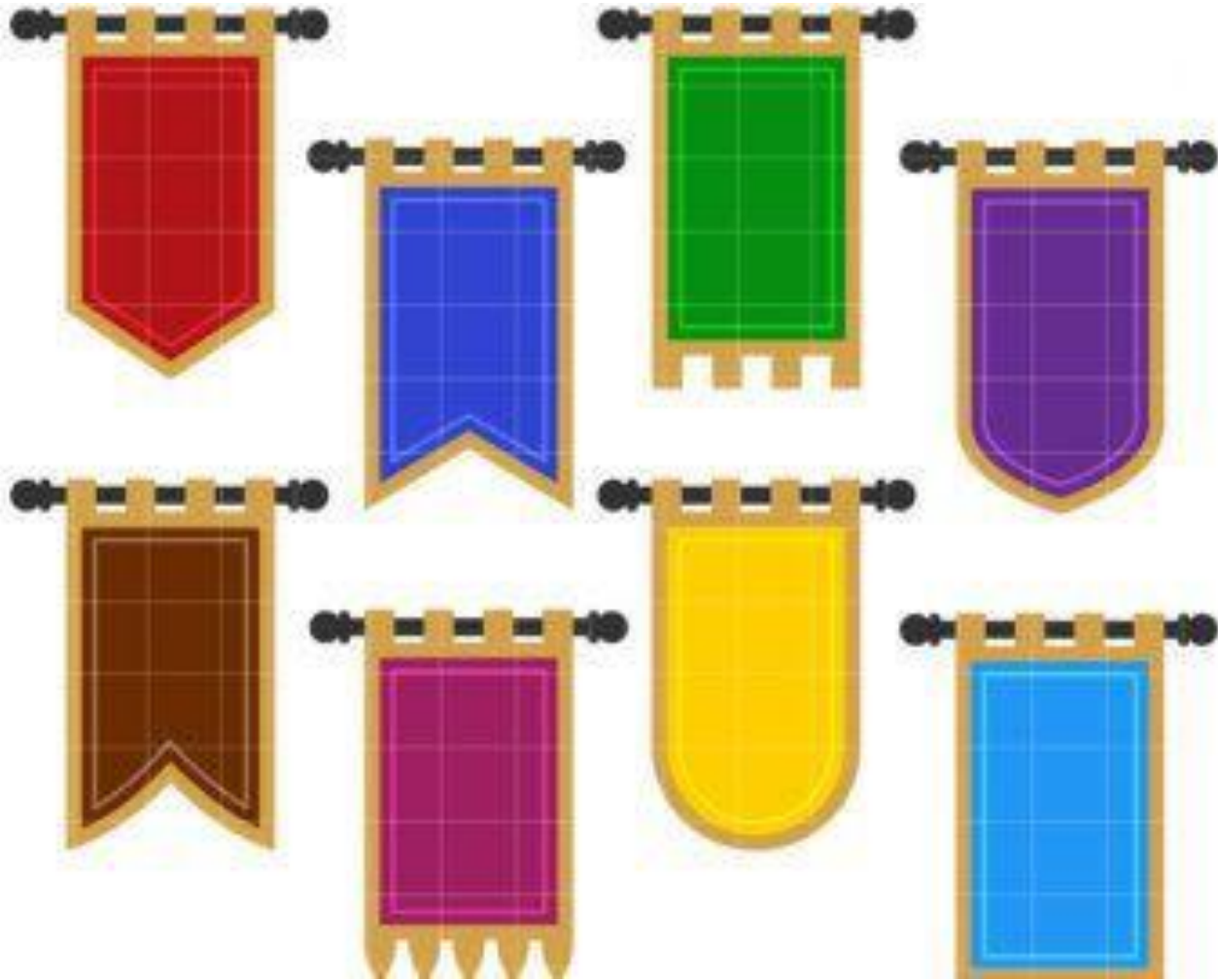
Confalone- Neighborhood, Ecclesiastical, Fraternities “This is Us”

Marching banner rather than a flying banner. Can be more detailed than something only seen 20 feet away since it is more in your face and remains flat. The tassels and fringe see to that!



Here it is as a heraldic charge.

Streamers, swallowtails, rectangular, pointed, and others are all options



Feels like a party

Some period examples

Gonfalon of San Bernardino (1465)

This one is painted, but shows how detailed this style of banner can be





16th century Italian (painted)



1516 Processional Banner (French or Italian)
at the Met



16th century Italian (left)



16th century Polish (right)



Köln, St. Kunibert, Leinwandstickerei aus dem Schrein
der heiligen Ewalde, Detail: Seitenstück, 12./13. Jh.,
RBA 44 547.-



Köln, St. Kunibert, Leinwandstickerei
aus dem Schrein der heiligen Ewalde,
Detail: Randstück, 12./13. Jahrhundert,
RBA 65 365.-

Reichenschied: Solche P. 170 un-

*Abf. 13. Jh.
Leinwandarbeiten*

12th-13th century German



1685. Just the motto, but example of swallowtail




Silk, 1594



1683 Turkish (painted)

L'ESTENDARD DE SANT OT, L'OBRA D'ELISEVA





Late 16th Swedish-Polish. Sigismund I (III)



Another painted. This one is 1603 and Polish with portrait of Constantine Corniaktos



Silk and velvet

Banner of Savoy and de
Blonay heraldry

Gold cord couched



Linen on Linen 12th-13th
century Mamluk



Often Used in Conjunction with Other Techniques

Spanish 1600-1650

Ecclesiastical,
probably used for
funerals

Satin appliqued to
velvet. Cording.
Painted details.





Budapest History
Museum. Patchwork
with Angevin Arms in
Applique




13th-14th century Egypt. Linen, metal wrapped thread, silk





Embroidered and Appliquéd banner in Museum of Mittlenberg Germany



And now we design!





One of the places
you can put your
whole
achievement

(if you really felt
like it.)



Playing with texture of fabrics.

Shine and Matte

Layers

Adding paint and bezants

Fringe! Tassels!!!!

Do you want to decorate the streamers?

Tabs, Loops, Sleeve, or how are you going to attach this?

Moving on to applique techniques

No "One right way"

- Variety of techniques based on culture and materials
- Cording couched over edges
- Inset or puzzle pieced type with cording between edges
- Gilded leather couched over edges
- Stabilized materials: leather, wool, and heavy silks
- Glue to size edges: caseine, rabbit, fish glues
- Slips and pre-embroidered shapes
- Large borders re-used or created new
- Often used in conjunction with other techniques

No "One Right Way"

- Haven't found heavy satin stitch along edges
- Turned under edges tend to be on borders
- Thin, fraying materials avoided (might be the issue of survival)
- Not frequently heavily sized throughout

Stiffening for applique

Hide glue: it Works

And there is a glue which is known as leaf glue; this is made out of clippings of goats' muzzles, feet, sinews, and many clippings of skins. This glue is made in March or January, during those strong frosts or winds; and it is boiled with clear water until it is reduced to less than half. Then put it into certain flat dishes, like jelly molds or basins, straining it thoroughly. Let it stand overnight. Then, in the morning, cut it with a knife into slices like bread; put it on a mat to dry in the wind, out of the sunlight; and an ideal glue will result. This glue is used by painters, by saddlers, and by ever so many masters, as I shall show you later on. And it is a good glue for wood, and for many things." Cennino Cennini

<http://www.dellacivetta.org/alessandra/class-handouts/hide-glue-and-its-use-in-16th-century-costume/>

Stiffening for Applique

Modern Solutions work as Well

Wonder Under

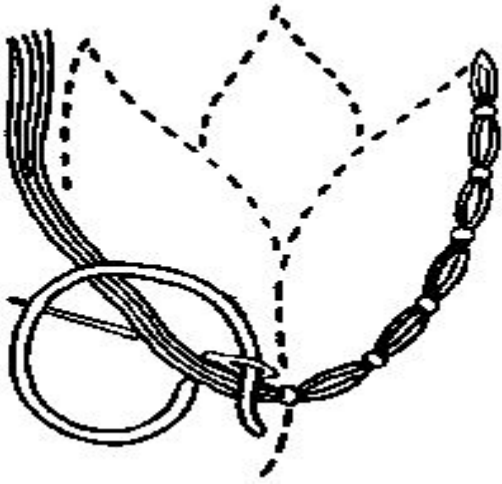
Heat and Bond

Glue Stick for small details that just need to get put in place

Other glues

Linen backing

Couching. My favorite



What can I couch with?

2 strands of gold

Thin strips of leather

Fingerloop braids

Twisted cording

Yarn

(Whatever you feel like using)



5C145826/1972.120.8

