



Don't Try This At Home: Breech Birth and the Podalic Version

(My Twins' Birth and an Accidental A&S Project)

Birth complications: Transverse lie (horizontal), Oblique lie (against the hip) Shoulder presentation, face or brow

What is a breech birth? Complete, Frank, Footling

How frequent are they?

The Caesarian law

Relics, paper amulets, crystals (sard, jasper, coral) St. Margaret, Diana, Juno, rubbing with rose oil, giving her vinegar and honey to drink, prayer, girdle of st. Ailred, girdle of the Virgin, belt of hart skin

We are talking about more medically sound interventions

External cephalic version discussed at least 100 BC

Breech birth “with her small and gentle hand moistened with a decoction of flax oil and chickpeas put the child back into its true and proper position (internal version)

Rosergarten



Wo aber die zwilling
kommen mit den fües
sen/ Sol sie aber mals
thün fleiß ankerē/ eins
nach dem anderen vff/
füren/ in massen als ob
stadt.

So aber der zwilling ei
ner kompt mit dem haupt
der ander mit den füessen
Sol abermals die hebam
fleiß ankerē/ dem nechsten
zü ersten helffen/ vnd das
ander nit verlassen/ Vnd
das soll also geschē/ on
quezung it beyder.





Cesarian section (usually after death) first known survival is in the late 16th century

(Birth of Caesar British Library Royal MS 16 G VII, f.219r around 1400



The Corpus Hippocratus: 8 Month Child, Diseases of Women, Diseases of Women 2, Generating Seed/Nature of the Child, Barren Women, Nature of Women, Superfetation, Young Girls, Excision of the Embryo (at least 21 copies extant dating from 11th-16th centuries)

Wandering womb.

Breech: "Olive pit in a small mouthed flask"

Galen: The enduring legacy of humoral theory. A pharmacologist


Roman trivalve vaginal speculum 99 BC-400 AD

Soranus of Ephesus Gynaecology: On Midwifery and the Diseases of Women

The Method: Lax, Constricted, Combination

Muscio simplifies the writing

“Turning the Foot”. Earliest newborn assessment-- contributed to the Apgar score, Obstetrical chair. External version, internal cephalic version, Podalic version



**The Effect of Soranus of Ephesus
(98-138) on the Work of Midwives**
Marianna Karamanou, Gregory
Tsoucalas, George Creatsas, George
Androutsos 2013

**Gynecology and Obstetrics in ancient
Rome** M. Dumond 1992

**Women doctors in Greece, Rome, and
the Byzantine Empire.** By Holt M.
Parker. **Women Physicians and
Healers: Climbing a Long Hill,**

Hippocrates: "Diseases of Women 1"

Ann Ellis Hanson



sketch of a gravid uterus (ca. 1500) by Leonardo da Vinci



left) Paré trivalve vaginal speculum (ca. 1580), (top) cased Furgeson's speculum, (below) trivalve ivory speculum Weiss, (upper right) bivalve presentation ivory and gold-plate speculum by Charriere, (lower right) bivalve speculum by Tiemann

Rosgarten

Das vierd Capitel sagt wie

sich ein yede fraw/in/vor/vnd nach der geburt halte soll
vnd wie man it in harter geburt zu hilff kommen soll.



Rose Garden for Expectant Women and
Midwives (1513) by Eucharius Rösslin
Information mostly from Soranus.

Translated into English and printed as
Byrth of Mankynde in 1540

<https://gdz.sub.uni-goettingen.de/id/PPN559069138>

*Andre lebedev
Boissonade*

BRIEFVE COLLECTION

DE L'ADMINISTRATION ANA-

tomique: Avec la maniere de cōjoindre

les os: Et d'extraire les enfans tât mors

que viuans du ventre de la mere,

lors que nature de soy ne peult


venir a son effect. Composée

par Ambroise Paré mai-

stre Barbier Chy-

urgien à Pa-

ris.



A PARIS.

En la boutique de Guillaume Cauellat, libraire
iuré, a l'enfeigne de la Poulle grasse, de-
uant le colege de Cambray.

1550. mensis aug. 1552. 3f

Avec Privilege du Roy.

Briefve collection de l'administration anatomique, avec la manière de conjoindre les os et d'extraire les enfans tant mors que vivans du ventre de la mère, lorsque la nature de soy ne peult venir à son effect, composée par Ambroise Paré

1550 <https://gallica.bnf.fr/ark:/12148/btv1b8626181r/f7.image>

figura ratione se ad partum expediat.

Hac indicatione obstetrices & alia quae interdum praegnantibus adfunt mulieres ueros partus dolores obleruent; qui re ipsa nihil aliud quam perfecti iam infantis impetus sunt, quibus impelluntur & rotantur, deorsumque ad inferiora exeundi gratia contendunt. Ruptis enim ex impetu membranarum & reclusa matrice, humores diffluere incipiunt, quibus liberatus iam infans mox aërem sentit, & huius uitae cupidus, exitum matricis uersus uoluitur, capite officio matricis obuerso. Et haec legitimi & maxime naturalis partus forma est, si caput primum ad exitum ducatur, deductis ad latera manibus et super coxas applicatis, ut praesens adiecta figura ostendit. Non naturalis autem partus dicitur, si harum conditionum aliqua defuerit. Curabit itaque obstetrix, ut



Partus dolores quid.

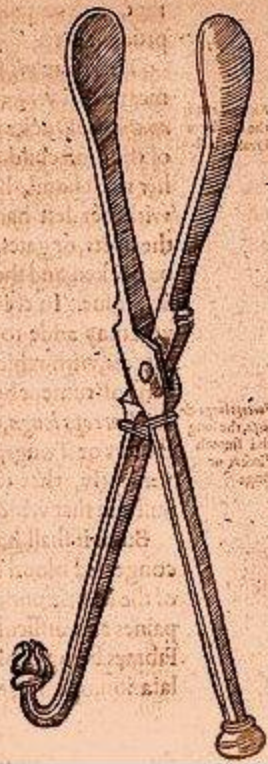


Naturalis partus quid.

The Expert Midwife Jacob Rueff 1554

Robinet anatis.

Forceps longa & tersa.





Louise Bourgeois Midwife to Catherine Medici. Married to a student of Pare

1609 publishes *Observations diverses sur la stérilité...* ; *Perte de l'œuf après la fécondation*; *Fécondité et Accouchement*; *Maladies de la femme et du nouveau né*

Based on anatomy and causes rather than symptoms.

Jane Sharp who wrote the Midwives Books in 1671, "if the head comes first, the birth is natural, but if it come any other way, the Midwife must do what she can to bring it to this posture. Sometimes the infant comes with the legs forwards, and both arms downwards close to the sides, this way the Midwife may endeavor to take it forth if it continue in the same posture by anointing and gently handling the place. But if it is safer, if she can, to turn the legs upwards again by the belly, that the head may first come down by the back of the womb for that is the natural way." pg 155 The Midwives Book.

